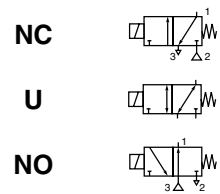




SOLENOID VALVES

lever mechanism, fluid isolation
with smooth spigots
O.D. 8 - 11 mm



3/2
Series
383

FEATURES

- Solenoid valves for medical analysers, biotechnology and chemical industry
- Ideal solenoid valves to control corrosive fluids
- The solenoid valves satisfy all relevant EC directives

GENERAL

Differential pressure See «SPECIFICATIONS» [1 bar = 100 kPa]
Maximum viscosity 37 cSt (mm²/s)
Response time 25 ms

fluids (*)	temperature range (TS)	seal materials (*)
air, inert gases, filtered, water, oil and liquid fluids	-10°C to + 100°C	VMQ (silicone)
		FPM (fluoroelastomer)
		EPDM (ethylene-propylene)

MATERIALS IN CONTACT WITH FLUID

(*) Ensure that the compatibility of the fluids in contact with the materials is verified

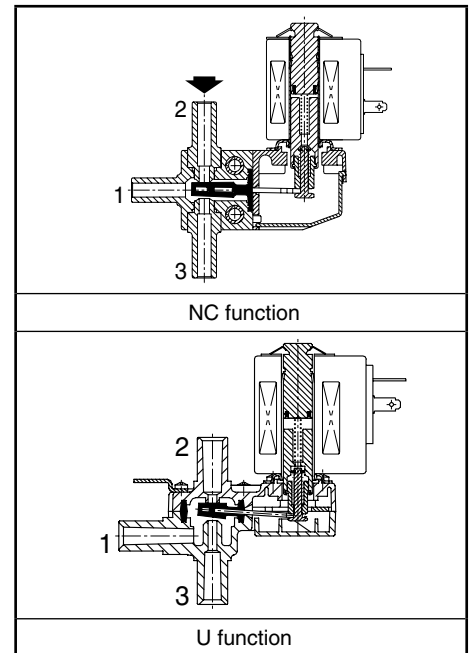
Body PEI (polyetherimide)
Poppet seal VMQ, FPM or EPDM

ELECTRICAL CHARACTERISTICS

Coil insulation class F
Connector Spade plug (cable Ø 6-8 mm or Ø 6-10 mm)
Connector specification
 with coil 6W/6W (BMX) DIN 43650, 11 mm, industry standard B
 with coil 8W/9W (AMX) ISO 4400 / EN 175301-803, form A
Electrical safety IEC 335
Electrical enclosure protection Moulded IP65 (EN 60529)
Standard voltages DC (=) : 12V - 24V
 (Other voltages and 60 Hz on request) AC (~) : 24V - 115V - 230V / 50 Hz (BMX = 50-60 Hz)

prefix option	power ratings				operator ambient temperature range (TS) (C°)	replacement coil		type ⁽¹⁾
	inrush	holding		hot/cold		~	=	
	~	(VA)	(W)	(W)		230 V/50 Hz	24 V DC	
SC	16	10	6	6	-10 to + 60	43005164	43005159	01 (BMX)
	23	14	8	9	-10 to + 60	43005149	43005144	02 (AMX)

⁽¹⁾ Refer to the dimensional drawings on the following page.



SPECIFICATIONS

spigot O.D.	spigot I.D. (mm)	flow coefficient Kv		min.	operating pressure differential (bar)		power coil (W)		catalogue number	options						
		(m ³ /h)	(l/min)		max. (PS)	air, inert gases, liquids (*)	~	=		~/=	FPM	EPDM				
															~	=
NC - Normally closed, VMQ seals																
8	3,4	0,3	5,00	0	1	1	6	6	SCH383A003	V	E	-	-			
NO - Normally open, FPM seals																
8	3,4	0,3	5,00	0	2,5	2	6	6	SCH383A004V	-	-	-	-			
NO - Normally open, EPDM seals																
8	3,4	0,3	5,00	0	2,5	2	6	6	SCH383A004E	-	-	-	-			
U - Universal, VMQ seals																
11	3,2	0,3	4,66	0	1,5	1,5	8	9	SCH383A007	V	E	-	-			

OPTIONS

- Valves can also be supplied with FPM (fluoroelastomer) and EPDM (ethylene-propylene) poppet seal. Use the appropriate optional suffix letter for identification
- Plug with visual indication and peak voltage suppression or with cable length of 2 m

INSTALLATION

- The solenoid valves can be mounted in any position without affecting operation. For optimum performance mount solenoid vertical and upright
- Replacement coils are available:
 BMX: DC: 12 V, cat. no.: **43005158** / AC: 24 V, cat. no.: **43005161** ; 115 V, cat. no.: **43005162**
 AMX: DC: 12 V, cat. no.: **43005143** / AC: 24 V, cat. no.: **43005146** ; 115 V, cat. no.: **43005147**
- Installation/maintenance instructions are included with each valve

ORDERING EXAMPLES:

SC	H	383	A	003	12V / DC
SC	H	383	A	004 V	24V / DC
SC	H	383	A	007	230V / 50Hz

prefix ————
 pipe thread ————
 basic number ————
 voltage ————
 suffix ————

DIMENSIONS (mm), WEIGHT (kg)



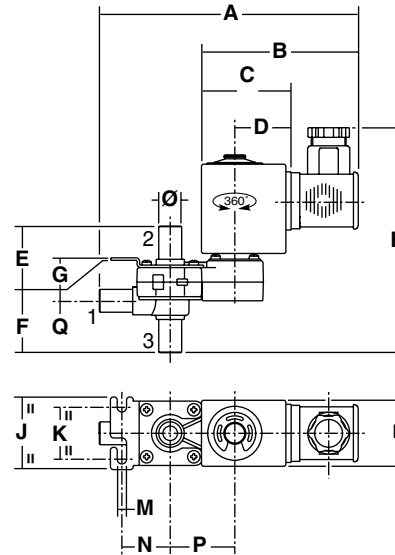
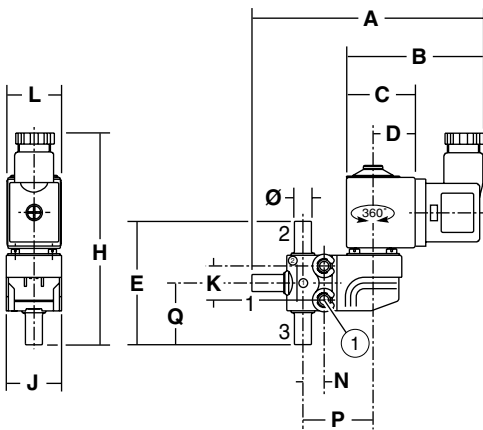
TYPE 01
Prefix "SC" Solenoid
DIN 43650

SCH383A003 / A004V / A004E



TYPE 02
Prefix "SC" Solenoid
ISO 4400

SCH383A007



Pressure inlet:

- NC function: orifice 2 (type 01)
- NO function: orifice 3 (type 01)
- U function: all orifices (type 02)

type	prefix option	catalogue number	A	B	C	D	E	F	G	H	J	K	L	M	N	P	Q	weight ⁽²⁾
01	SC	SCH383A003/ A004V/A004E	111	64,5	33,5	21	58	-	-	97	26	16	25	-	10	33	29	0,200
02	SC	SCH383A007	127	78	43	27	16,5	40,5	1,2	105	35	25	32	4,5	23	31	19,5	0,345

① Mounting: 2 holes
Ø 4,3 mm

⁽²⁾ Incl. coil(s) and connector(s).