




SAFE HARBOR ACCESS SYSTEMS
PRODUCT CATALOG



CONTENTS

ABOUT US.....	3	CUSTOM SAFETY CAGES.....	15
FEATURES AND BENEFITS.....	4	PTA PARALLEL.....	16
TLS.....	6	PTA STANDARD.....	17
FLT	7	LT RACK.....	18
SLT	8	CANOPY.....	19
GANGWAY OPTIONS	9	LOADING ARMS	20
TRACK MOUNTED GANGWAYS.....	10	FALL PROTECTION SYSTEMS	21
WIDE GANGWAYS	11	MARINE ACCESS.....	22
TANK CAR FALL PROTECTION.....	12	LOADING RACKS.....	24
TANK TRUCK FALL PROTECTION.....	13	SPILL CONTAINMENT.....	25
HOPPER TRUCK /		CUSTOM APPLICATIONS	26
HOPPER CAR FALL PROTECTION	14		



THE BETTER WAY OF DOING BUSINESS

Welcome to Safe Harbor, your source for safety access and fall protection equipment. Prepare yourself for a better way to do business. We are a customer driven company where trust, reliability, and quality are more than just buzz words. It is our corporate philosophy.

Our staff is committed to earning your trust as a reliable business partner. We provide solutions when you need them, superior quality products, and on time delivery.

WHAT WE DO

Safe Harbor provides bulk loading solutions to the process industries including petrochemical, food processing, pharmaceutical and mining.

From on site evaluation of bulk loading areas for compliance with OSHA standards to recommendations of customized fall protection, Safe Harbor will be your solutions partner.

We can guide you from project definition through installation to make your project a success.

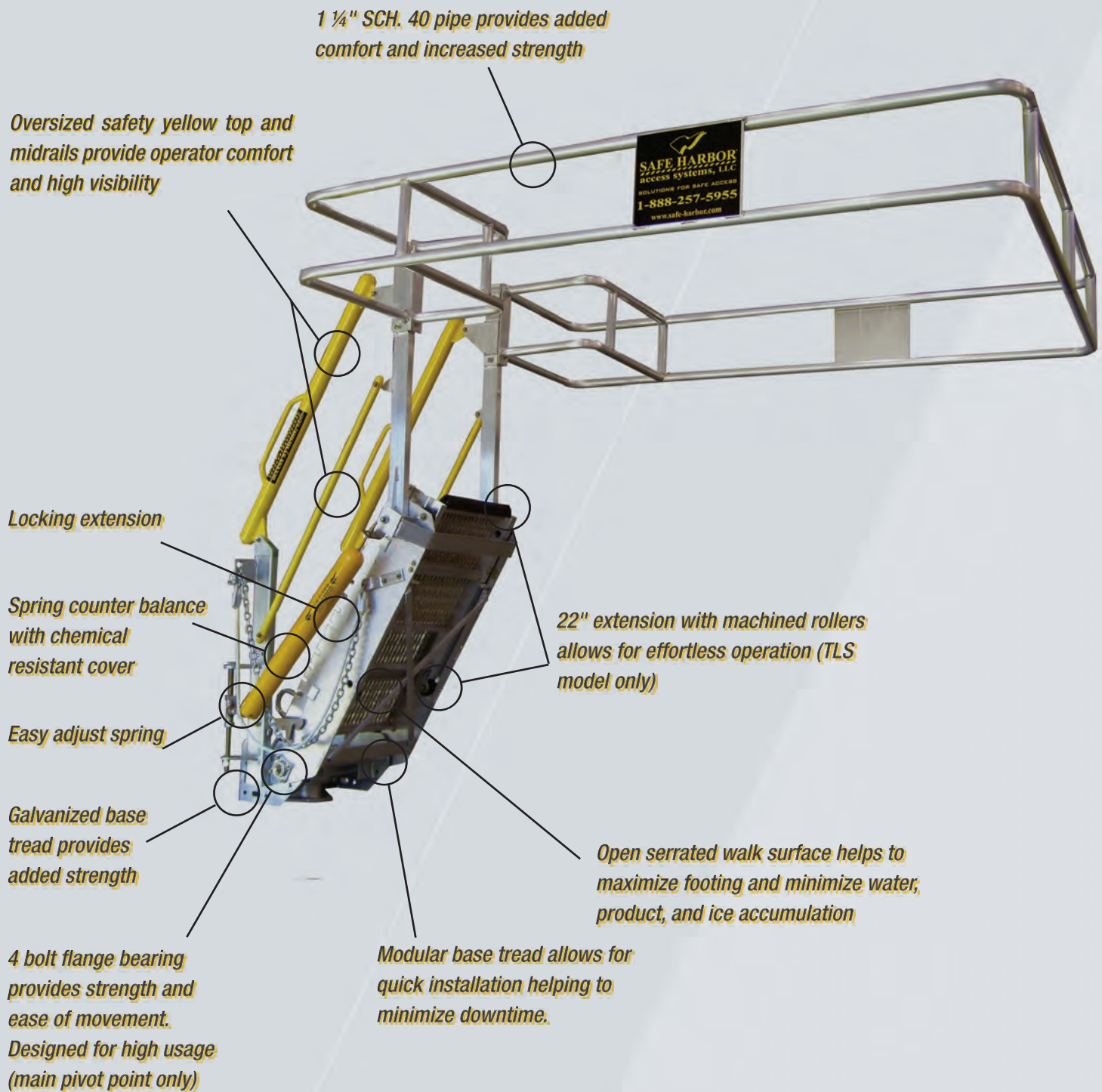


SAFE HARBOR
Your Bulk Handling Fall Protection Experts


Keeping You Safe for Over 12 Years!

211 N Koppers Road Florence, SC 29506 www.safe-harbor.com P: (888) 257-5955 F: (843) 679-6889

FEATURES / BENEFITS – TLS AND FLT



FEATURES / BENEFITS – SLT





TLS

TELESCOPING GANGWAY

Primarily used for railcar applications where vehicle height is fairly uniform. Our telescoping extension helps to close the gap for narrow railcars.

- Working range of 15 degrees below horizontal and 15 degrees above horizontal
- Equipped with our standard 22" telescoping extension
- Self supporting with a 500lb. load capacity



FLT

FLAT RAMP GANGWAY

Our FLT model is a flat ramp gangway. Primarily used for hopper car and hopper truck applications where vehicle height is uniform.

- Working range of 15 degrees below horizontal and 15 degrees above horizontal
- Self supporting with a 500lb. load capacity





SLT

SELF LEVELING TREAD GANGWAY

Engineered with the most versatility to accommodate variations in height that typically occur while accessing liquid tank trucks.

- Working range of 45 degrees below horizontal and 50 degrees above horizontal
- Self supporting with a 500lb. load capacity
- 4 bolt nickel plated flange bearing at the main pivot point
- Double end tread provides the operator with a larger work surface



GANGWAY OPTIONS

TRACKING

- Allows the gangway to track along the face of platform. Primarily used for multiple hatch vehicles and multiple coupled railcars.



POWERED


- Available in pneumatic or hydraulic.



PIVOT MOUNT

- Allows the gangway to pivot for variations in vehicle spotting





TRACK MOUNTED GANGWAYS



SAFE HARBOR
access systems, LLC

WIDE GANGWAYS





TANK CAR FALL PROTECTION



TANK TRUCK FALL PROTECTION





HOPPER TRUCK/HOPPER CAR FALL PROTECTION



CUSTOM SAFETY CAGES





PTA PARALLEL

PARALLEL APPROACH

- Ideal for use in applications where multiples hatches on a truck or railcar need to be accessed.
- Designed for either truck or railcar applications.
- Units have two working ranges: 9'-6" to 13'-6" and 11'-6" to 15'-6".
- Unit is fitted with a customized safety cage for your specific requirement.
- Portable access units are designed for effortless one person operation and are easy to maneuver.
- Portable access units have 18" foam filled tires which results in portable access units that are always ready for use.
- Standard units are free standing and have a 500 LB load capacity.
- Units have self leveling jacks and wheel break for additional safety.



PTA STANDARD

STANDARD/PERPENDICULAR APPROACH

- Portable access unit runs perpendicular to vehicle.
- Portable access units can be designed for either truck or railcar applications.
- Standard portable access units have two working ranges: 9'-6" to 13'-6" and 11'-6" to 15'-6".
- Units have an automatic self breaking winch with backup locking pins.
- Ideal for use where vehicles need to be safely accessed in different locations.
- Units can also be powered and self propelled.
- Units can be designed to move with fork lift pockets. Units can also be designed to be pulled behind site trucks at low speed.





LT RACK

- Standard design for expedited deliveries and easy installation
- Platform sizes available in 3' x 5' and 4' x 6'
- Available in three heights for truck and rail cars
- Single sided and double sided galvanized steel construction



CANOPY SYSTEMS





LOADING ARMS





Fall Protection
Systems, Inc

WWW.SAFE-HARBOR.COM


FALL PROTECTION SYSTEMS






MARINE ACCESS

- Marine access systems are custom designed for each specific application/site to accommodate variations in tides and ship/barge styles.







LOADING RACKS



SPILL CONTAINMENT

- Designed for the containment of drips and spills and to meet requirements for environmental regulations.
- Rugged construction for industrial applications.
- Standard cross walk provides a sure footed passage across the pan system.
- Available in aluminum, stainless steel, galvanized steel or mill steel finishes.
- Sloped middle pan and outside pans tie together to a common cross drain at center.





CUSTOM APPLICATIONS







CONTACT US

211 N. Koppers Road
Florence, SC 29506

Tel: 843.679.6888
Fax: 843.679.6889
Toll Free: 888.257.5955

www.safe-harbor.com



SAFE HARBOR

access systems, LLC