

(1) **EC TYPE EXAMINATION CERTIFICATE**

(2) **Equipment or protective system intended for use
in potentially explosive atmospheres
Directive 94/9/EC**

(3) EC type examination certificate number: **ISSeP08ATEX021X**

(4) Equipment or protective system:
Digital level transmitter type E3 Modulevel

(5) Applicant – Manufacturer – ~~Authorized representative in the Community:~~
MAGNETROL INTERNATIONAL N.V.

(6) Address: **Heikensstraat 6
B – 9240 ZELE**

(7) This equipment or protective system and any acceptable variation thereto is specified in the schedule to this certificate and the documents therein referred to.

(8) ISSeP, notified body n° 492 in accordance with article 9 of the Council Directive 94/9/EC of 23 March 1994, certifies that this equipment or protective system has been found to comply with the Essential Health and Safety Requirements relating to the design and construction of equipment and protective systems intended for use in potentially explosive atmospheres given in annex II to the Directive.


The examination and test results are recorded in confidential report n° 07121.

(9) Compliance with the Essential Health and Safety Requirements has been assured by compliance with:
EN 60079-0 : 2006 (IEC 60079-0 : 2004)
EN 60079-11 : 2007 (IEC 60079-11 : 2006)
EN 60079-26 : 2004 (IEC 60079-26 : 2004)
EN 60079-27 : 2006 (IEC 60079-27 : 2005)

(10) If the symbol "X" is placed after the certificate number, it indicates that the equipment or protective system is subject to special conditions for safe use specified in the schedule to this certificate.


(11) This EC TYPE EXAMINATION CERTIFICATE relates only to the design, examination and tests of the specified equipment or protective system in accordance to the Directive 94/9/EC. Further requirements of this Directive may apply to the manufacturing process and supply of this equipment or protective system. These are not covered by this certificate.

(12) The marking of the equipment or protective system shall include the following indications:

 II 1 G Ex ia II C T4

Colfontaine, the 13.05.2008

INSTITUT SCIENTIFIQUE DE SERVICE
PUBLIC
Zoning A. Schweitzer,
rue de la Platinerie
B-7340 COLFONTAINE (Wasmès)
Tél: ++ 32 65 610811 –
Fax: ++ 32 65 610808


M. LAMBERT,
Manager.

This certificate may only be reproduced in its entirety and without any change, schedule included

(13)

SCHEDULE

(14)


EC TYPE EXAMINATION CERTIFICATE N^R ISSeP08ATEX021X

(15) Description of the equipment or protective system:

Digital level transmitter type E3 Modulelevel

Possibles and admissible variations :

E 3 X - X X X X - X X X



- Hart
- Fieldbus
- Profibus

- Housing material/approval/cable entry
- A = Aluminium, ATEX Ex i, 3/4"NPT
 - B = Aluminium, ATEX Ex i, M20
 - C = SST, ATEX Ex i, 3/4"NPT
 - D = SST, ATEX Ex i, M20

Electrical parameters

4-20 mA models (HART)

- U_i = 28.4 V
- I_i = 94 mA
- P_i = 0.67 W
- C_i = 2.2 nF
- L_i = 3 μH

FISCO Models

- U_i = 17.5 V
- I_i = 380 mA
- P_i = 5.32 W
- C_i = 0.705 nF
- L_i = 3 μH

Routine tests :

The manufacturer shall make the routine verifications and tests necessary to ensure that the electrical apparatus produced complies with the specification submitted to the testing station together with the prototype or sample (clause 27 of IEC 60079-0).

Eventual prescriptions : Ta : -40°C to +70°C

This certificate may only be reproduced in its entirety and without any change, schedule included

SCHEDULE

EC TYPE EXAMINATION CERTIFICATE N^R ISSeP08ATEX021X

(16) Report n^o 07127 of 29.04.2008

Composed in total of 30 pages, completed by the following descriptive documents :

"E3 Modulelevel Installation and Operating Manual"

The drawings:

Number	Rev	Date	Pg	Description
099-7219	A	14.05.2007	2	Modulelevel III ATEX Intrinsic safety
094-5056	E	11.2007	3	Wiring Board
030-9151	H	11.2007	2	Safety Wiring Board
009-9346-001	A	29.01.2008	2	
094-6052	E	20.08.2007	3	Enhanced 705 Digital Board Schematic
030-9145	V	17.08.2007	3	Enhanced 705 Digital Board Assembly
09-9310-001	G	24.04.2008	6	
094-6053	K	08.2007	4	Schematic M16C H1 & PA Fieldbus Digital Board
030-9150	R	08.2007	3	M16C Fieldbus Digital Board Assembly
09-9323-001	G	24.04.2008	6	
094-6060		12.12.2007	2	Schematic Modulelevel III Analog Board
030-2475	A	24.03.2008	2	Modulelevel III Analog P.C. Board Assembly
09-9339-001	D	24.04.2008	5	

(17) Special conditions for safe use:

Symbol X

- Materials marked as Category 1 equipment and used in hazardous areas requiring this category shall be installed in such a way that, even in the event of rare incidents, the aluminium enclosure cannot be an ignition source due to impact or friction.

(18) Essential Health and Safety Requirements: covered by the Standards listed in (9)