


DIRECT OPERATED SOLENOID PILOT VALVES AND SOLENOID AIR OPERATED POPPET VALVES AND SPOOL VALVES


















Product Index



ports/ positions	function			pipe connections					max. pres- sure (bar)	flow at 6 bar l/min (ANR)	Kv coef.	M12 connection	type	illustration	series	page	
				▮ - instant fittings O.D. (mm) ▮ - internal thread ØG ▮ - external thread ØG ⊥ - pad mount 1/2 - pad mount, pneumatic-electric 15 - pad mount, CNOMO size 15 30 - pad mount, CNOMO size 30													
	NC	NO	U	4	6	M3	M5	1/8									1/4
Solenoid pilot valves																	
3/2	●	●				▮			⊥	8	8	0,12		Micro 10		188	P501A-1
3/2	●	●					▮		⊥	10	13-44	0,20-0,65		Micro 10 high flow		188	P501B
2/2	●	●				▮			15	10	11-39	0,11-0,5	M12			302	P502A
3/2	●	●	●						15	10	11-39	0,11-0,5	M12				P502B
2/2	●	●				▮			15	8	6-7	0,086-0,12		Piezotronic		630	P503
3/2	●	●	●							15	-	0,8-2,6				356	P506
3/2	●									10	34	0,5	M12	Banjo		189	P508
3/2	●	●				▮			30	10	50	0,6-0,7	M12			189	P509
3/2	●					▮			30	10	70	1	M12			190	P510
3/2	●	●	●			▮			30	16	112	1,5-1,6	M12			192	P512

00309GB-2015/R01
Availability, design and specifications are subject to change without notice. All rights reserved.

E

ISO 5599-1 standards	ports/positions	function	pipe connections												valve technology	stainless steel screws	max. pressure (bar)	flow at 6 bar l/min (ANR)	solenoid pilot valve	type	illustration	series	page
			NC	NO	4	6	M3	M5	1/8	1/4	3/8	1/2	3/4	1									
Electric-pneumatic piloting interface																							
3/2	●		┴	┴											rubber packed	8	154	┴	Electric-pneumatic interface		302 304	P513-1	
4/2			┴	┴																			
Poppet valves (1)																							
3/2	●														rubber packed	10	700 1750	┴	DM		261 262	P526	
3/2	●	●													rubber packed	12	4500 35000	┴	DH		284 285 286	P528	
3/2	●														rubber packed	12	3000 31500	┴	DP		266 267 268	P529	
3/2	●	●													rubber packed	10	5675	┴	pilot 190 series ISO 3		G34	P530	
4/2			┴												rubber packed	10	210 840	┴			263 264	P533	
4/2															rubber packed	10	700 1750	┴	DM		261 262	P535	
4/2															rubber packed	12	3000 31500	┴	DP		266 267 268	P540	
Spool valves (1)																							
3/2	●	●													rubber packed	8	100		Micro 10		518	P545	
5/2														rubber packed	8	100		Mini-spool valve			520	P550-1	
5/3														rubber packed	8	80				Mini-spool valve		519 520 521	P550-4
3/2	●		┴											rubber packed	8	400		Distribution set with integrated connections			520	P550-8	
5/2														rubber packed	8	175 600 1050			integrated pilot		L1 L2	P555	
5/3														rubber packed	10	1090 1860				Quick acting		92280	P557
3/2	●													rubber packed	10	860		High reliability in humid exterior environments			551	P523 P559	
5/2														rubber packed	10	860			High reliability in humid exterior environments		551	P524-1 P523A P560-1 P559A	
5/3														rubber packed	10	3000 3800						553	

(1) Connectors and accessories, see section J

standards	ports/positions	function	pipe connections							valve technology	stainless steel screws	max. pressure (bar)	flow at 6 bar (ANR) l/min	solenoid pilot valve	type	illustration	series	page
VDMA/ISO15407-1 ISO 15407-2 ISO 5599-1		NC/NO	- instant fittings O.D. (mm) - internal thread ØG - pad mount - pad mount, CNOMO size 15 - pad mount, CNOMO size 30 - NAMUR mounting pad ØG															
			6	8	1/8	1/4	3/8	1/2	3/4	1								
Spool valves (1)																		
	3/2	●										860	M12	pilot series 302		551	P524-3	
	5/2										10	3000				553	P560-3	
	3/2	●										860		pilot series 630		551	P561	
	5/2										10	3000				553		
	3/2	●										700	integrated pilot	NAMUR		551	P562	
	5/2										10	3000				553	P562A	
	5/3										●	3000						
VDMA - ISO	5/2											500	M12	ISO02		538	P568-1	
	5/3											440	integrated pilot			CL18	P568-6	
ISO	2x3/2	● ●										1200	M12	ISO01 (15407-1)		503	P566-1	
	5/2											1100	M12 subbase	ISO01 (15407-2)		503	P567-1	
ISO	5/2											1050		ISO1 Compact		541	P569	
ISO	5/2											1400		ISO1		541		
	5/3										10/12	2800		ISO2		542	P570-5	
												4200		ISO3		543		
ISO	5/2										10/12	1400	M12	ISO1		541		
	5/3											2800	M12	ISO2		542	P570-7	
												4200	M12	ISO3		543		
ISO	5/2											1400		ISO1		C12		
	5/3										10	2400		ISO2		C23	P572-1	
												4800		ISO3		C34		
ISO	5/2											1400	M12	ISO1		C12		
	5/3										10	2400	M12	ISO2		C23	P572-3	
ISO	5/2											6300/7000		ISO4		544	P574	
	5/3										10/12							
Coils and solenoid operators																		
																430	see page 4	

(1) Connectors and accessories, see section J

00309GB-2015/R01
Availability, design and specifications are subject to change without notice. All rights reserved.

COIL CHARACTERISTICS

All coils are designed to operate at 15% or 10% below the nominal voltage (Un) and at 10% above the nominal voltage (Un). [Applicable standards: IEC 335, EN 60730- 1, UL 429]

The coils are rated for continuous duty within the maximum ambient temperature limits (100% ED).

CATALOGUE NUMBERS OF REPLACEMENT COILS

solenoid valve series	coil type	alternating current , AC (~) 50 Hz					direct current , DC (=)			
		24V	48V	115V	230V	240V	12V	24V	48V	110V
189	C22A - 2,5 W	43004416 (♣)	43004417 (♣)	43004419 (♣)	43004422 (♣)	43004423 (♣)	43004149	43004166	43004167	43004168
	C22 - 2,5 W (M12)	-	-	-	-	-	-	43005523	-	-
189	CM22 - 2,5 W	43004878 (♣)	43004879 (♣)	43004884 (♣)	43004886 (♣)	43004887 (♣)	43004867	43004869	43004873	43004875
189 banjo 551	CM22 ⁽¹⁾ - 2,5/3W	400127-081 (♣)	400127-085 (♣)	400127-098 (115V/50-120V/60)	400127-097 (♣)	400127-091 (♣)	400904-541	400904-542	400904-544	400904-548
356 (1/8)	CM22-4W/6,9W F	400127-181 (♣)	400127-185 (♣)	400127-181 (115V/50-120V/60)	400127-197 (♣)	-	400127-141	400127-142	400127-144	400127-148
356 (1/4)	CM25-5W/6,9W F	400727-181 (♣)	400727-185 (♣)	400727-118 (115V/50)	400727-117 (130V/50)	-	400727-181	400727-185	400727-118	400727-117
190	C25A - 3W	43004469	43004473	43004471	43004472	-	43004469	43004473	43004471	43004472
	C25 - 3 W (M12)	-	-	-	-	-	-	43005525	-	-
192	C30A	43005604 (♣)	43005611	43005617 (115V/50-120V/60)	43005627	-	-	43005642	-	-
	C30 (M12)	-	-	-	-	-	-	43005664	-	-

⁽¹⁾ For high reliability in humid exterior environments

(♣)Bifrequency 50/60 Hz.

CM22-4/6,9W COIL with connector Example: series 551, 356	C22 COIL with M12 connection Example: series 189	CM25-5/6,9W COIL with connector Example: series 238, 356 1/4	C25 COIL with M12 connection Example: series 190	C30A COIL with connector Example: series 192	C30 COIL with M12 connector Example: series 192
