

Xi Advanced Electronics for Zirconium Oxide Oxygen Probes

- Excellent accuracy
- Large backlit display and keypad
- NEMA 4X enclosure
- Works with Westinghouse/Rosemount, and most competitive ZrO₂ probes
- HART communications standard (AMS aware)
- Wireless - via THUM™ Adaptor
- Advanced Features
- Calibration recommended diagnostic
- Automatic calibration capability
- Extended process temperature ranges
- Stoichiometer feature
- Programmable reference
- Loss-of-flame heater cut-out



Xi enhanced interface



Wireless THUM™ Adaptor

Rosemount Analytical Xi Advanced Electronics for Zirconium Oxide Oxygen Probes

The zirconium oxide sensing technology for measuring the excess oxygen in combustion flue gases has gained prominence over the past several decades. This versatile electronics is specifically designed to run most O₂ probes manufactured. The large backlit LCD display makes it easy to set up and operate. Fully automatic calibrations may be executed from this electronics with the addition of a small solenoid box for switching calibration gases.

The Xi electronics offers the following unique advanced features never before offered for O₂ probes:

Automatic Calibration

Plant personnel often ask how frequently an oxygen analyzer requires calibration. The answer is very application-dependent based upon the fuels being burned, normal levels of oxygen and the sulfur content in the flue gases. The Xi addresses this concern by providing an on-line diagnostic that determines when a calibration should be conducted, eliminating many unneeded calibrations and the technician and gas resources they consume. The Xi electronics has an on-line impedance measurement for the sensing cell.

This feature can trigger a fully automatic calibration by sequencing solenoids to introduce calibration gases to the sensing cell. The Single Probe Sequencer (SPS) switches CAL gases to a single probe, while a Multi-Probe Sequencer (IMPS) can handle 1 to 4 probes. Many needless calibrations based on “time in service” are eliminated. A contact closure notifies the control room when a calibration is taking place. The oxygen output signal can be held at its last value, or released during calibration. The Xi can also initiate calibrations by traditional methods:

- Contact closure from the user’s control room
- Time since last calibration feature
 - established by the autocalibration system
- Xi enhanced interface
- HART/AMS

Extended Process Temperature Range

Traditional O₂ electronics will go into alarm if the process temperature exceeds the controlled heater temperature. This feature enables the Xi to turn off the internal heater in this event, use the process temperature to heat the cell, and calculate O₂ on the fly from the changing process temperatures. Note that accelerated probe and cell damage may occur as a result of extended operation above 800°C (1462°F), but at least the measurement will not go off-line during this event.

Stoichiometer

Process upsets can sometimes cause a combustion process to go into substoichiometric or reducing conditions. The oxygen readings from one or more probes may decline all the way to zero. The stoichiometer cell will measure the amount of oxygen deficiency during these reducing conditions. The trends in your DCS can be set up for a lower range limit of -1 or -2% oxygen to depict the level of oxygen deficiency. The operator can see if his control actions to recover are having the desired effect. These types of events do not occur frequently, but knowing the parameters of the situation prevents overcorrecting while coming out of the reducing condition.

Programmable Reference

– enhances operation for the following applications:

- n Moisture Monitoring – measuring the amount of moisture coming off of industrial dryers by noting the dilution effect water vapor has on the normal 20.95% ambient drying air.
- n Enriched Oxygen Combustion – Pure oxygen is sometimes mixed in with the combustion air to increase heat at the flame. This is used in steel and other metals reduction processes and also in some catalyst regenerators.
- n Flame Safety Interlock – dry contact from a flame safety system removes power from the probe heater in a loss-of-flame event.

Specifications

General Purpose Certifications



Xi Ambient Temp. Limits

-20° to 55°C (-4° to 131°F)

Xi Temp. Limits as measured inside the housing

-20° to 55°C (-4° to 113°F)

Xi LCD display Temp. Limits

-20° to 55°C (-4° to 131°F)

Installation Specifications

Electrical Power of Oxymitter or optional Xi electronics

120 to 240V, ±10% 50/60 Hz

Power Consumption of Xi

10 watts maximum

Xi Alarms Relays

2 provided - 2 amps, 30 VDC

Xi Optional Loss of Flame Contact

Removes heater power

Electrical Noise

Meets EN 61326, Class A

Power

100-240V ±10%, 50-60Hz

Power Consumption of Xi


12VA maximum or 776VA maximum with Traditional Architecture, 120V, Probes. 450VA maximum with Traditional Architecture, 44V Probes

Alarm Relay Outputs

Two provided - 2 Amperes, 30 VDO, Form-C

Optional Loss of Flame Input

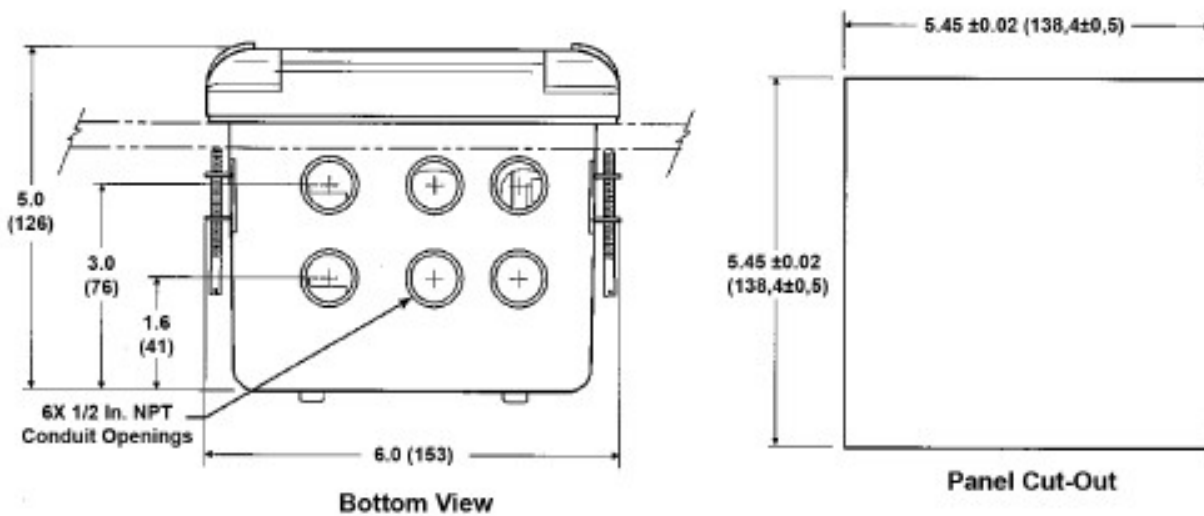
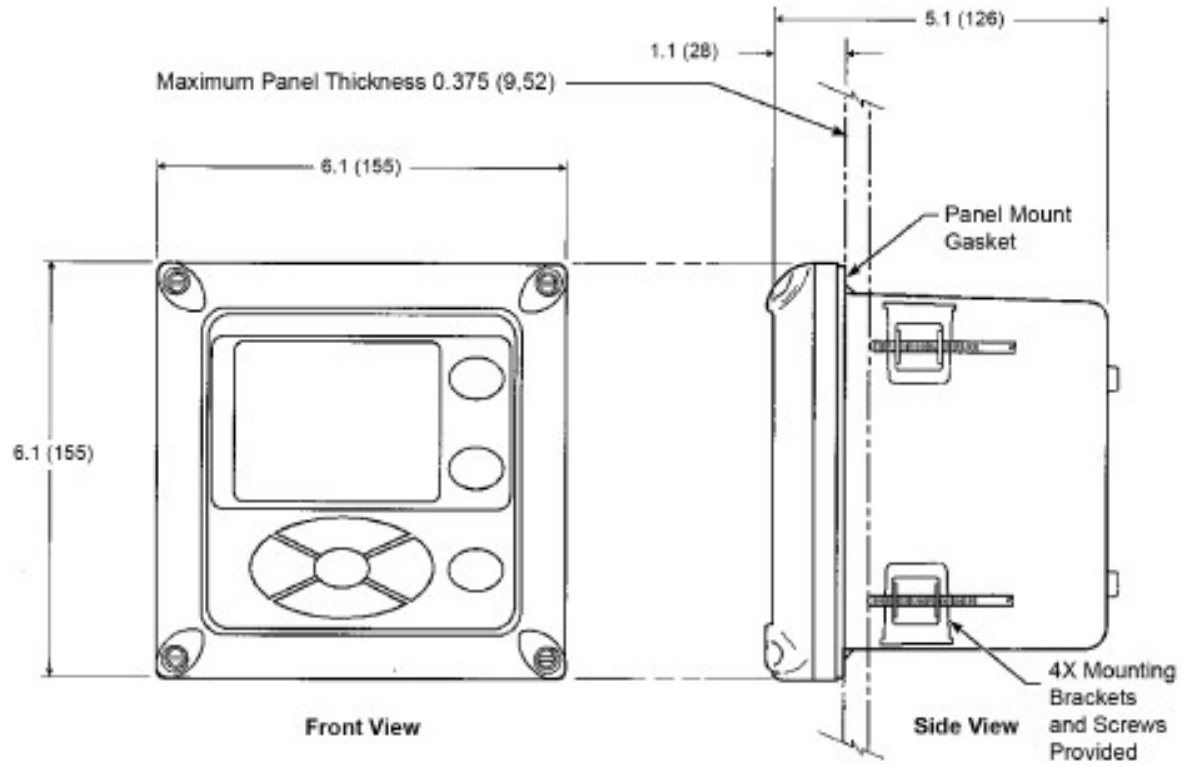
internally power input to remove heater power, actuated via dry contact output from proof-of-flame device

 Emerson Process Management has satisfied all obligations coming from the European legislation to harmonize the product requirements in Europe.

¹All static performance characteristics are with operating variables constant. Specifications subject to change without notice.

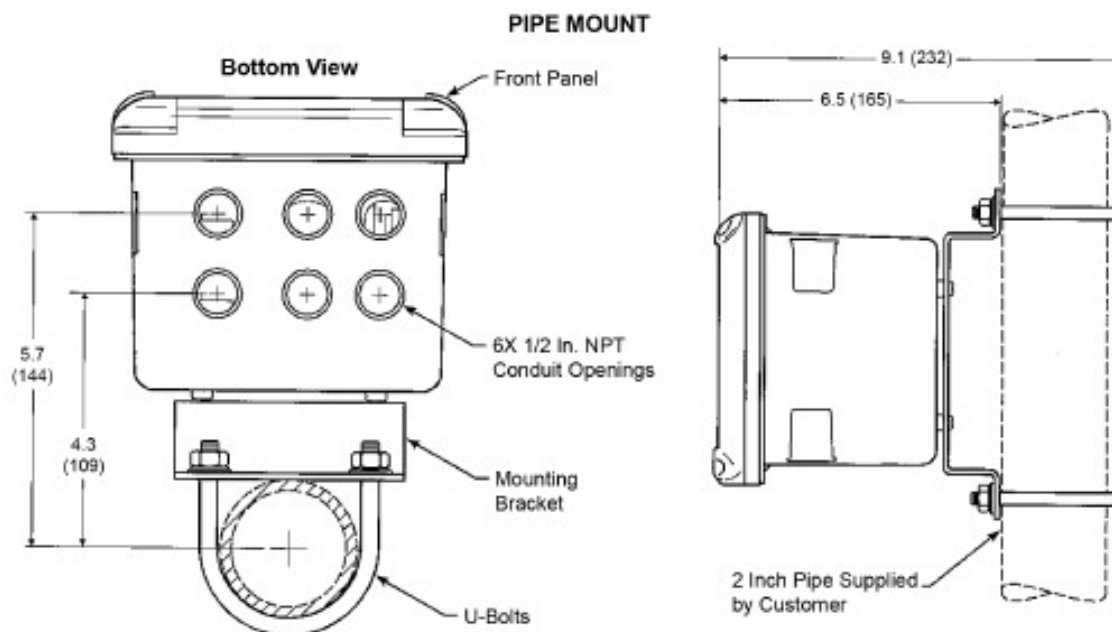
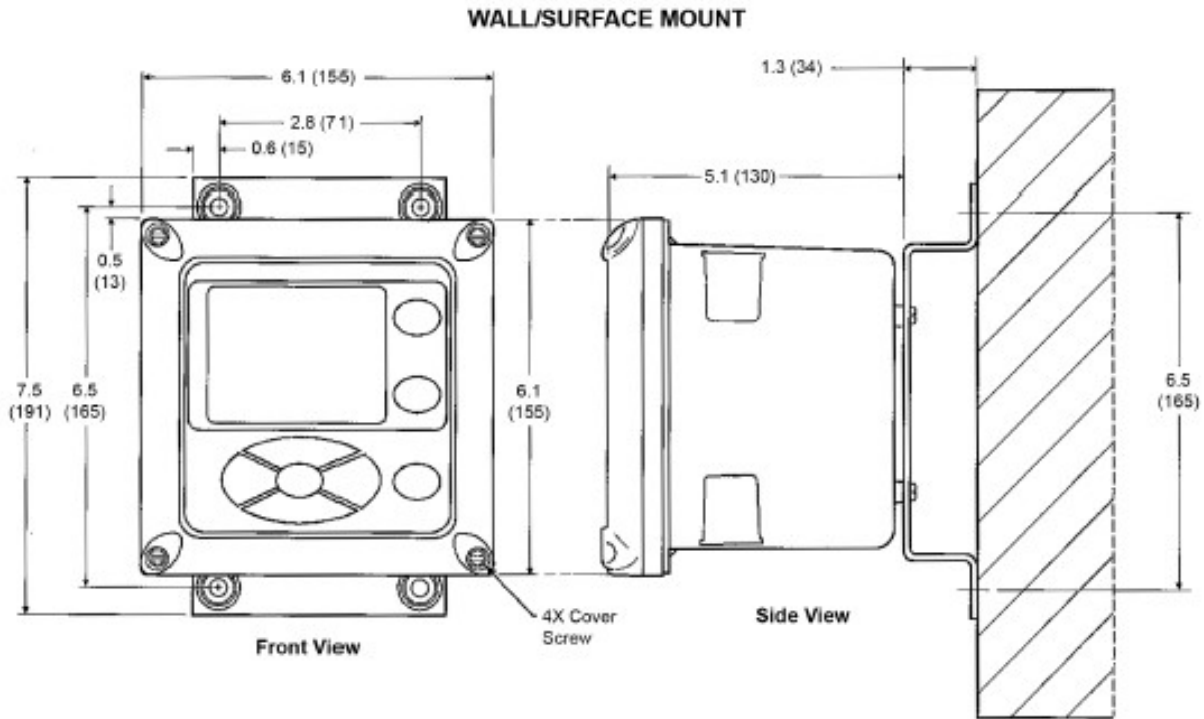
Dimensions

Xi Enhanced Interface- Panel Mounting Details



Dimensions

Xi Enhanced Interface- Wall/Surface and Pipe Mounting Details



Ordering information

Xi Advanced Electronics

| Model | Product Description |
|--|--|
| Xi | O ₂ Advanced Electronics |
| Type | |
| 01 | Single Channel |
| 02 | Single Channel with Flame Safety Interlock for Heater |
| 03 | Dual Channel |
| 04 | Single Channel, Traditional Architecture for 120V Probes |
| 05 | Single Channel, Traditional Architecture for 44V Probes |
| Mounting | |
| 00 | None |
| 01 | Panel Mount Kit with Gasket |
| 02 | 2" Pipe/Wall Mount Kit |
| Cable | |
| 00 | None |
| 10 | 20' (6m) Cable |
| 11 | 40' (12m) Cable |
| 12 | 60' (18m) Cable |
| 13 | 80' (24m) Cable |
| 14 | 100' (30m) Cable |
| 15 | 150' (45m) Cable |
| 16 | 200' (60m) Cable |
| Stoichiometer Function ¹ | |
| 00 | None |
| 01 | Single Channel |
| 02 | Dual Channel (second channel not available for traditional architecture Xi) |
| Programmable Reference Function ¹ | |
| 00 | None |
| 01 | Single Channel |
| 02 | Dual Channel, (second channel not available for traditional architecture Xi) |
| Extended Process Temperature (825°)/Heaterless Operation | |
| 00 | None |
| 01 | Single Channel |
| 02 | Dual Channel, (second channel not available for traditional architecture Xi) |

Notes: ¹ Software features may be added in the field after shipment.
Wireless THUM™ Adaptor is ordered separately.

Notes

Global Headquarters

Emerson Automation Solutions

6021 Innovation Blvd.
Shakopee, MN 55379, USA
☎ +1 800 999 9307 or +1 952 906 8888
☎ +1 952 949 7001
✉ RFQ.RMD-RCC@Emerson.com

North America Regional Office

Emerson Automation Solutions

8200 Market Blvd.
Chanhassen, MN 55317, USA
☎ +1 800 999 9307 or +1 952 906 8888
☎ +1 952 949 7001
✉ RFQ-NA.RCCRFQ@Emerson.com

Latin America Regional Office

Emerson Automation Solutions

1300 Concord Terrace, Suite 400
Sunrise, FL 33323, USA
☎ +1 954 846 5030
☎ +1 952846 5121
✉ RFQ.RMD-RCC@Emerson.com

Europe Regional Office

Emerson Automation Solutions Europe GmbH

Neuhofstrasse 19a P.O. Box 1046
CH 6340 Baar
Switzerland
☎ +1 954 846 5030
☎ +1 952846 5121
✉ RFQ.RMD-RCC@Emerson.com

Asia Pacific Regional Office

Emerson Automation Solutions Asia Pacific Pte LTD

1 Pandan Crescent
Singapore 128461
☎ +65 6777 8211
☎ +65 6777 0947
✉ Enquiries@AP.Emerson.com

Middle East and Africa Regional Office

Emerson Automation Solutions

Emerson FZE P.O. Box 17033
Jebel Ali Free Zone - South 2
☎ +971 4 8118100
☎ +971 4 88665465
✉ RFQ.RMTMEA@Emerson.com



Analyticexpert.com



[Linkedin.com/company/Emerson-Automation-Solutions](https://www.linkedin.com/company/Emerson-Automation-Solutions)



[Twitter.com/Rosemount_News](https://twitter.com/Rosemount_News)



[Facebook.com/Rosemount](https://www.facebook.com/Rosemount)



[Youtube.com/user/RosemountMeasurement](https://www.youtube.com/user/RosemountMeasurement)



[Google.com/+RosemountMeasurement](https://plus.google.com/+RosemountMeasurement)

The Emerson logo is a trademark and service mark of Emerson Electric Co.
Rosemount and Rosemount logotype are trademarks of Emerson.
All other marks are the property of their respective owners.
© 2017 Emerson. All rights reserved.