

Sure 65

Spring-Return Electric Actuator



RCS Actuators is pleased to introduce the latest expansion to the SurePowr™ product line, the Sure 65 Series Spring Return electric actuator. With an output torque of 780 inch-pounds (88 NM), the Sure 65 is available in either clockwise or counter-clockwise spring return on loss of power.

Typical applications of the Sure 65 include open / close and positioning control of quarter-turn ball, plug valves or rotary dampers when emergency shutdown or shutoff capability is required in the event of a loss of power.

The Sure 65's precision gears are machined from high strength alloy steel, and heat treated for maximum strength and durability. The permanently lubricated gear train eliminates the need for periodic maintenance and upkeep.

Features and Benefits

- ISO 5211 mounting configuration allows for direct installation without the need for mounting and adaption hardware.
- Integral travel stops are provided for precise mechanical limitation of travel in the spring fail position.
- The powder-coated enclosure and stainless steel external hardware provides maximum corrosion resistance in the most challenging environments. Optional coatings are available for offshore or other severe conditions.
- The integral power spring is coated for corrosion resistance and will provide reliable spring movement in case of primary power loss.
- A high-visibility indicator is provided as standard for ease of visual position monitoring.
- A thermally protected motor with Class "B" insulation is standard in all models, and is available in 120 and 240 VAC, 50/60 hertz.
- Standard features include end of travel limit switches, 2 additional SPDT dry contact auxiliary switches, thermostat

controlled heater, and a motor brake for optimal performance.


- Accessories such as analog and digital control modules, interposing relays, and potentiometers are available to tailor the units to specific process requirements.
- Pending: Optional integral declutchable manual override with electrical interlock.

Certifications

- CSA certified for NEMA 7 and NEMA 9 hazardous environments (Class I, Division 1 & 2, Groups C & D, and Class II, Division 1, Groups E, F, and G) and CSA Zone 1.
- CSA NRTL/C Approved to UL Standard No. 429, Electrically operated valves.
- CSA NRTL/C Approved to UL Standard No. 1203, Electrical Equipment for use in Explosion – proof and Dust – Ignition – proof Hazardous (Classified) Location.
- ATEX Ex db IIB T5 Gb; Explosive gas atmosphere / Flameproof enclosure / Gas group IIB / Temperature code T5 / Zone.
- IECEx certifications are pending.

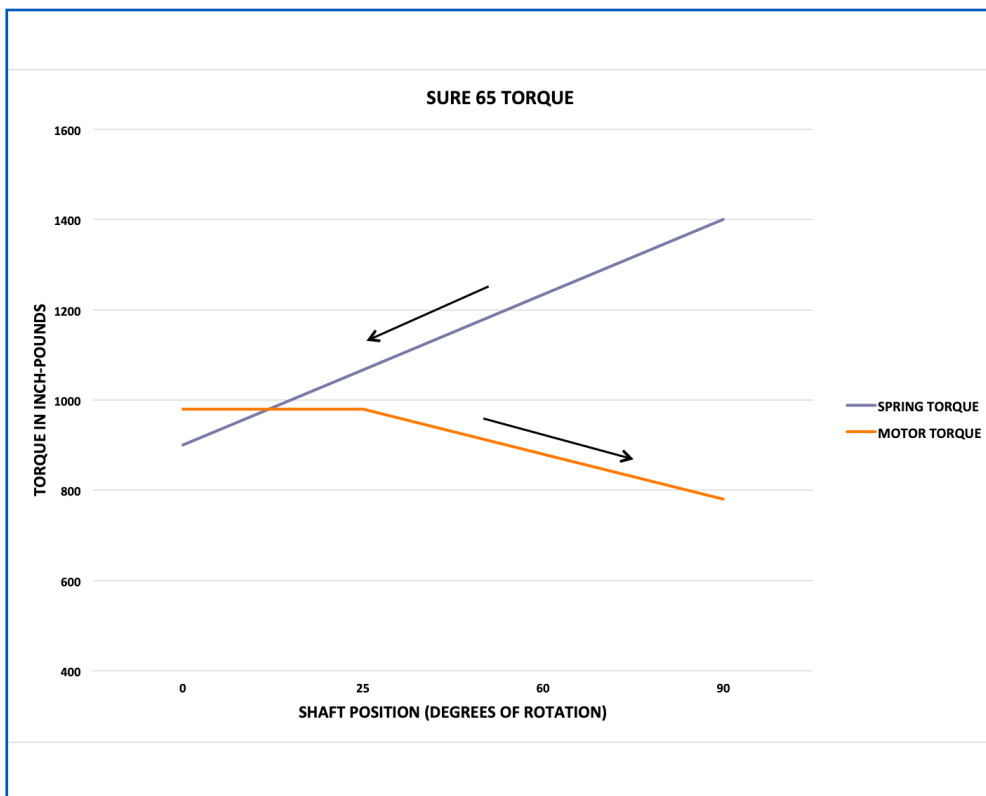
Specifications

- Suitable for use in ambient temperatures ranging from -40°F to +150°F (-40°C to +65°C), Optional: -60°F to +150°F (-50°C to +65°C).
- Complies with the requirements of NFPA 130 & NFPA 502 for service in elevated temperatures of 482° F (250°C) for a minimum of one hour.
- The enclosure is suitable for installation in NEMA 4X and NEMA 6 environments (IP 66 and IP 67).
- Pending: Optional integral declutchable manual override with electrical interlock.

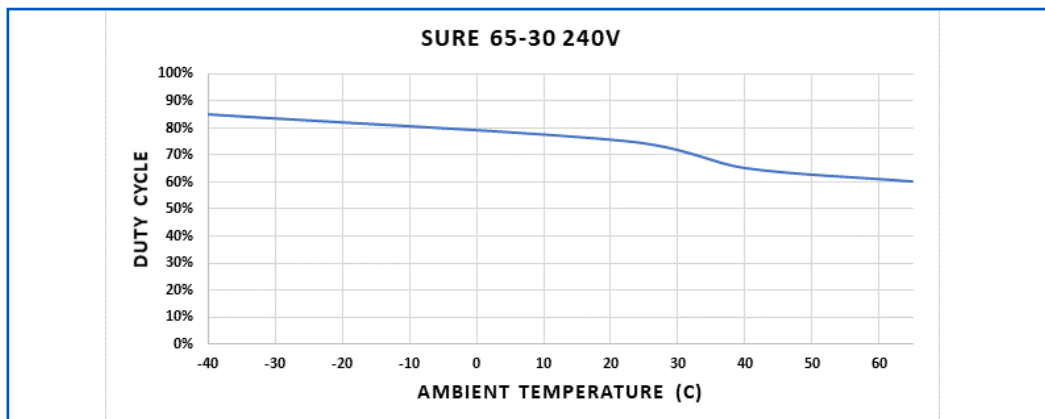
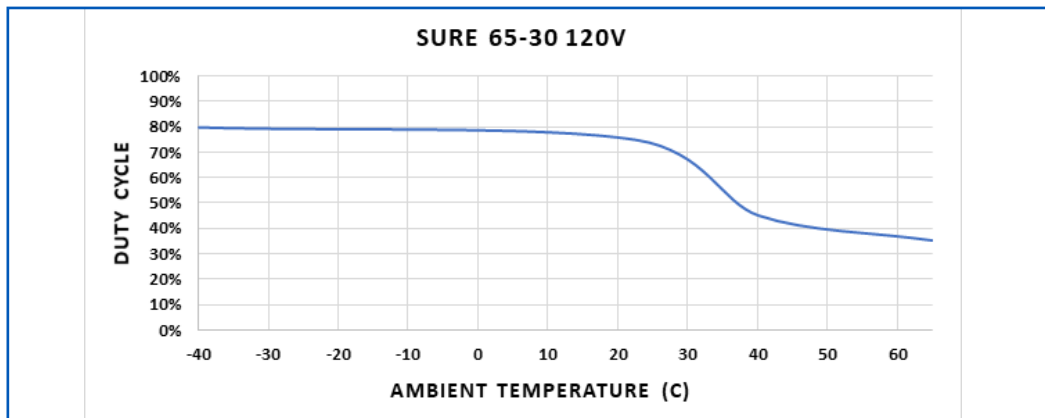
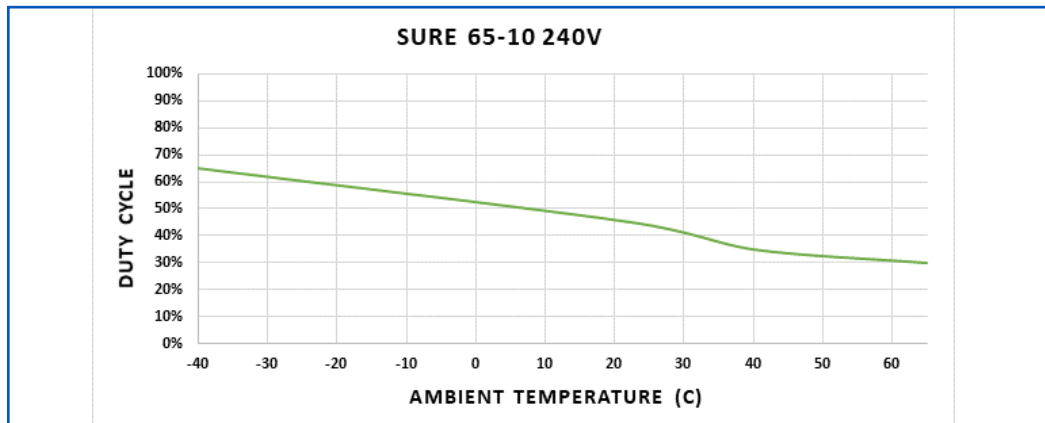
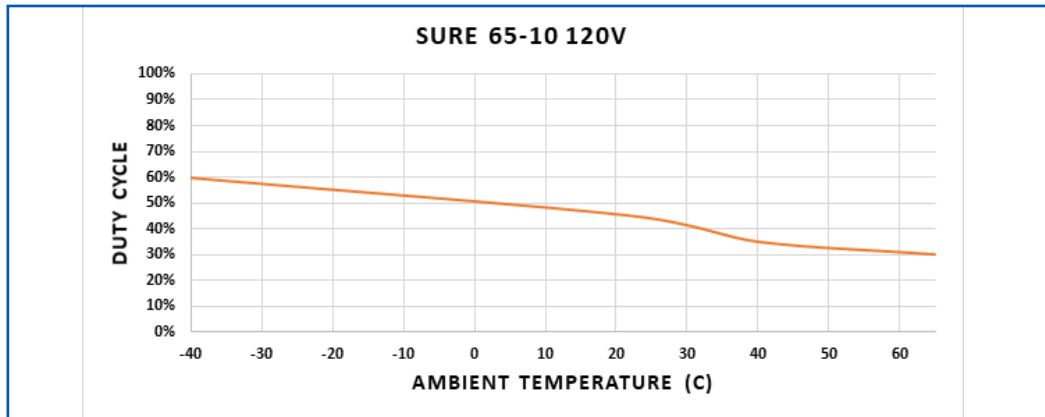


Model	Input Voltage 1-Phase, 50/60 Hz.	Output Torque	Electrical Speed of Operation 90° Revolution	Spring Speed of Operation 90° Revolution~	Duty Cycle Rating ** (22.5° C)	Current Rating		
						N.L.A.	F.L.A.	L.R.A.
Sure 65-10	120 VAC	780 lb. in (88 N-m)	10 Seconds	3 Seconds	45%	1.10 A	1.60 A	1.90 A
Sure 65-10	240 VAC	780 lb. in (88 N-m)	10 Seconds	3 Seconds	45%	0.80 A	0.85 A	0.98 A
Sure 65-30	120 VAC	780 lb. in (88 N-m)	30 Seconds	7 Seconds	75%	0.52 A	0.64 A	0.89 A
Sure 65-30	240 VAC	780 lb. in (88 N-m)	30 Seconds	7 Seconds	75%	0.27 A	0.32 A	0.44 A

(F.L.A.) – Full Load Ampere (N.L.A.) - No Load Ampere (L.R.A.) - Locked Rotor Ampere ~ Approximate, Based on Load -
Weight Without Manual Override [Lb / Kg] - 75/34



Sure 65 Duty Cycle Ratings

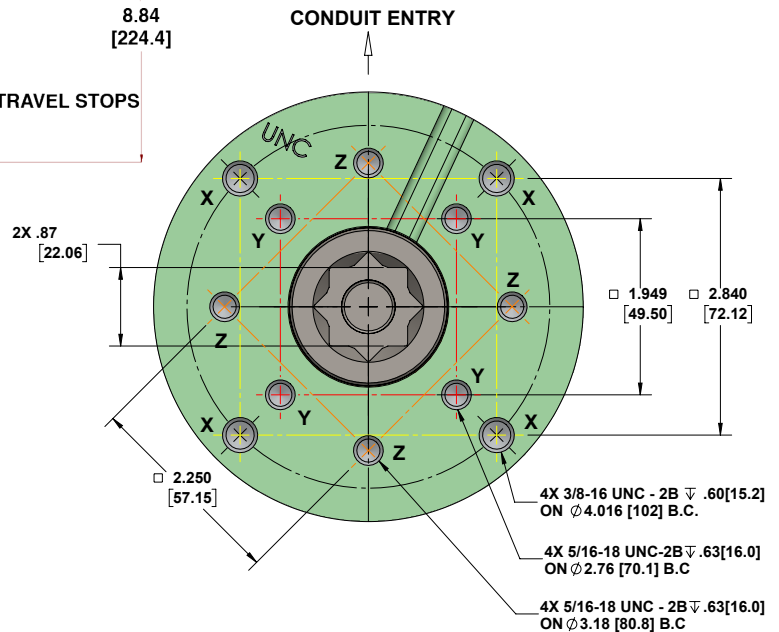
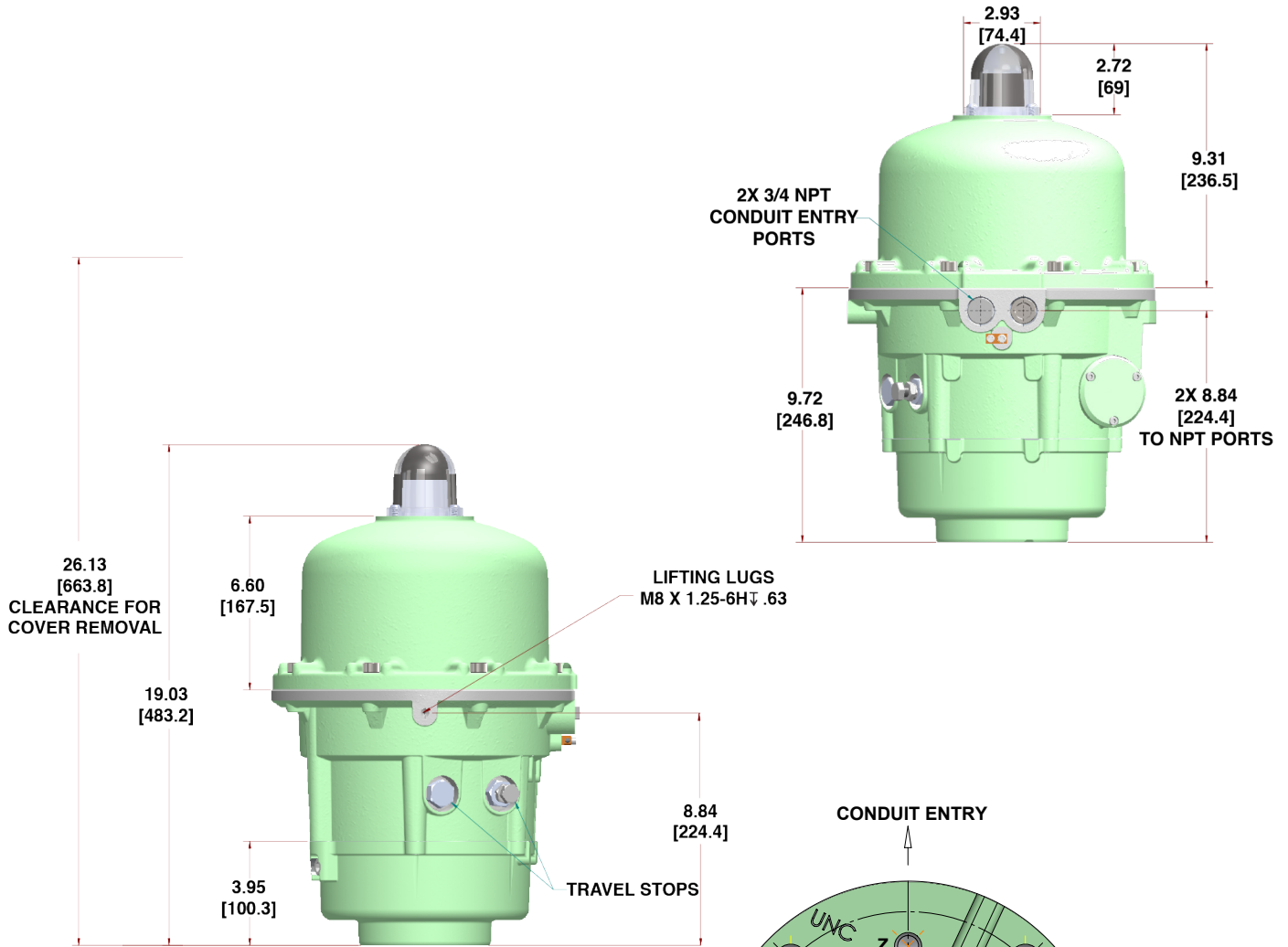


** 120VAC Actuators Certified Duty Cycle Rating is -40°C To +40°C is 25% and +40°C to +65°C is 20% per UL429, 7th Ed., Clause 27

** 240VAC Actuators Certified Duty Cycle Rating is -40°C To +40°C is 30% and +40°C to +65°C is 20% per UL429, 7th Ed., Clause 27

Actuator Outline Dimensions

ALL DIMENSIONS ARE IN INCHES [MM]



SURE 65 OUTPUT DRIVE F10
INCH[MM]
HOLES MARKED "X" FOR F10 MOUNT
HOLES MARKED "Y" FOR F07 MOUNT
HOLES MARKED "Z" FOR SURE 49 MOUNTING

RCS Actuators
16240 Port Northwest Drive
Houston, TX 77041
T: 832-590-2306
Toll Free: 1-800-945-9898
F: 713-849-2879

