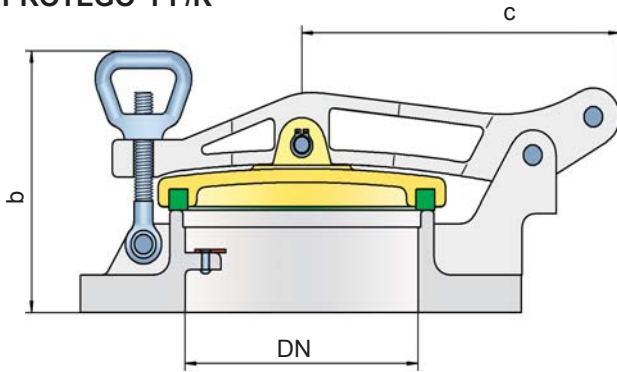




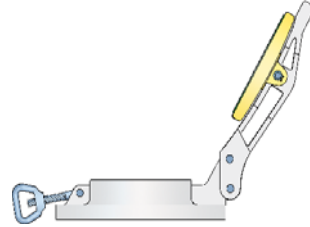
Gauge Hatch with flange

PROTEGO® PF/K, PF/TK and PS/KF

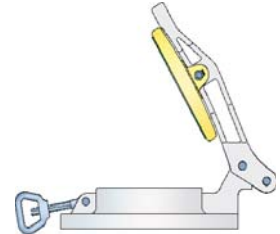
PROTEGO® PF/K



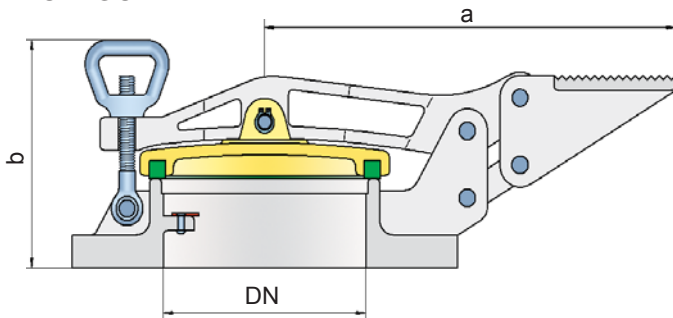
Design "I"
remaining open



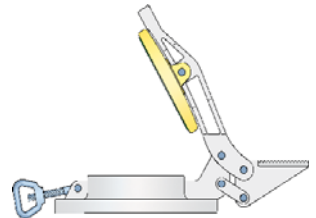
Design "II"
automatic cover closing



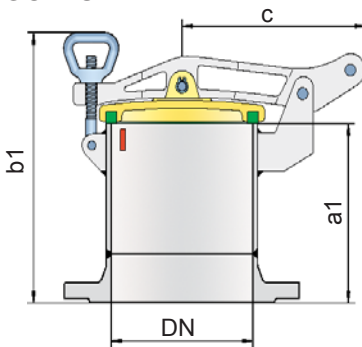
PROTEGO® PF/TK



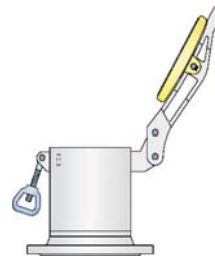
Pedal-operated version
automatic cover closing



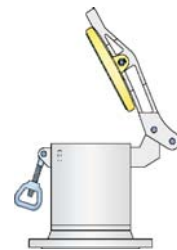
PROTEGO® PS/KF



Design "I"
remaining open



Design "II"
automatic cover closing



Function and Description

PROTEGO® gauge hatches types PF/K, PF/TK and PS/KF are used as lockable gauge nozzles which are only opened for gauging or sampling. Otherwise they are tightly closed.

The gauge hatches PROTEGO® PF/K, PF/TK and PS/KF mainly consist of housing, cover and bracket. As a standard the housing has stainless steel gauge marks.

In the pedal-operated version PROTEGO® PF/TK the gauging nozzle pedal is connected to both the housing and the bracket.

Design Types and Specifications

Depending on the intended use the following designs are available:

- Gauge hatch with flange **PF/K** design I and II
 „I“ : remaining open
 „II“ : automatic cover closing
- Gauge hatch with flange and pedal **PF/TK** automatic cover closing
- Gauge hatch with flange nozzle **PS/KF** design I and II
 „I“ : remaining open
 „II“ : automatic cover closing

Gauge hatches for welding to the tank are available as types PROTEGO® PS/K and PS/TK. A separate data sheet is available.

Table 1: Dimensions		Dimensions in mm / inches		
DN	100 / 4"	150 / 6"	200 / 8"	
a	260 / 10.24	305 / 12.01	335 / 13.19	
b	150 / 5.91	155 / 6.10	175 / 6.89	
c	160 / 6.30	205 / 8.07	235 / 9.25	
a1	225 / 8.86	265 / 10.43	300 / 11.81	
b1	315 / 12.40	360 / 14.17	405 / 15.94	

The nominal size depends on the dimensions of the gauging and sampling device.

Table 2: Material selection				
Design	A	B	C	D
Housing	Ductile Iron*	Stainless Steel	Aluminium	Steel
Cover	Ductile Iron*	Stainless Steel	Aluminium Stainless Steel**	Steel

The combination of steel and aluminium in explosive environments is prohibited due to ignition danger.

* only for PF/K and PF/TK

** only for PF/TK-100

Flange Connection Type

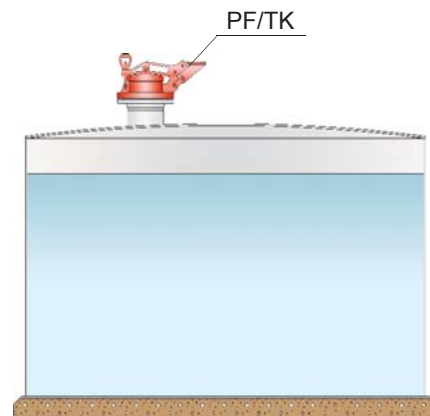
The flange connection is to EN 1092-1, Form A. Optionally, the connecting flange can be made according to any international standard.

Necessary Data for Specification

- Stored product
- Tank material
- Tank nozzle DN (mm or inches)

Application Examples

Gauge Hatches can for instance be used in combination with the manual gauge devices type PROTEGO® H/P or with the gauging and sampling device PROTEGO® VP/HK.



Gauge Hatches can be applied on tanks with floating roof.

