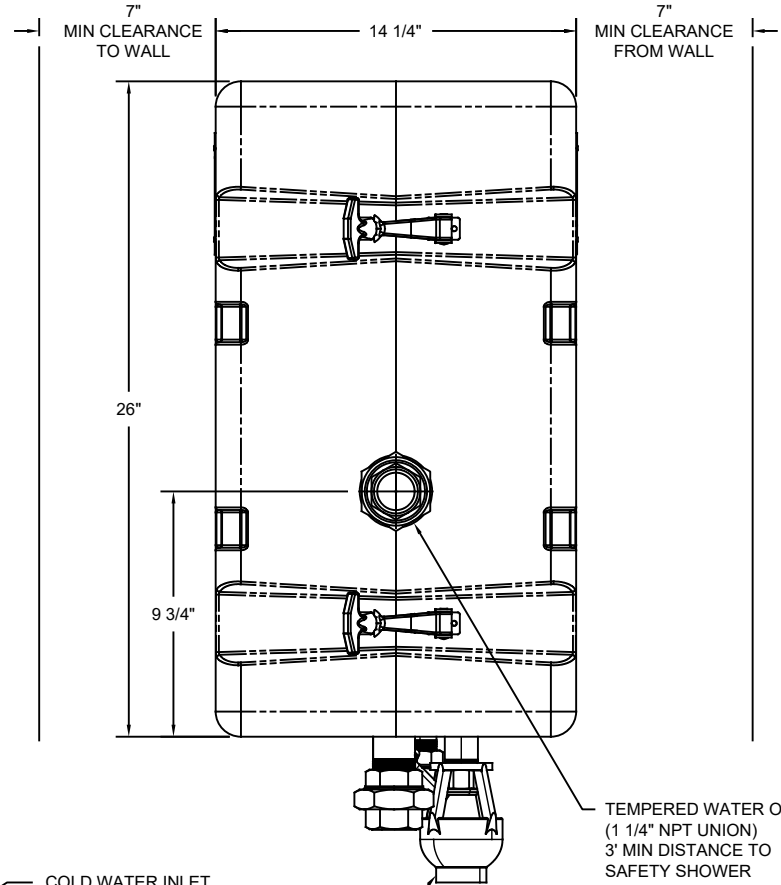
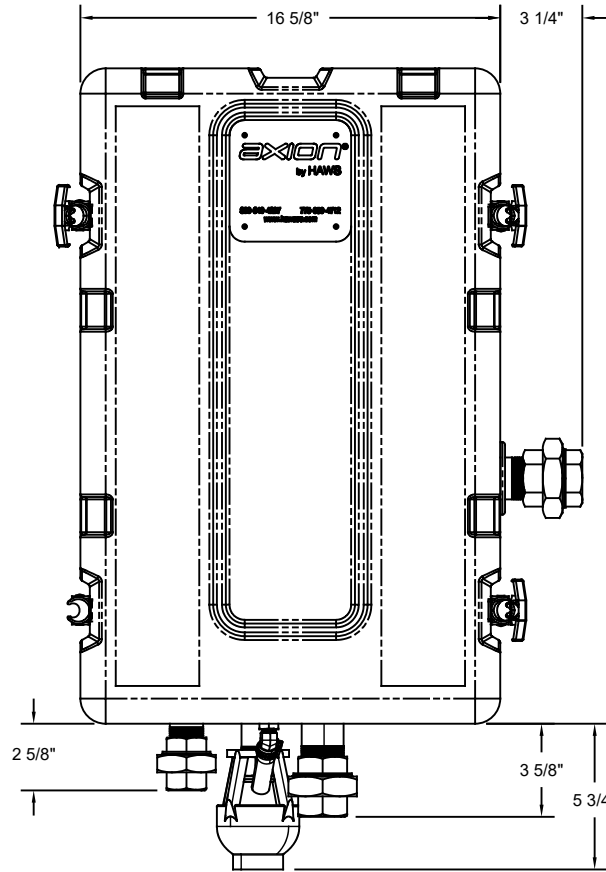


NOTES:

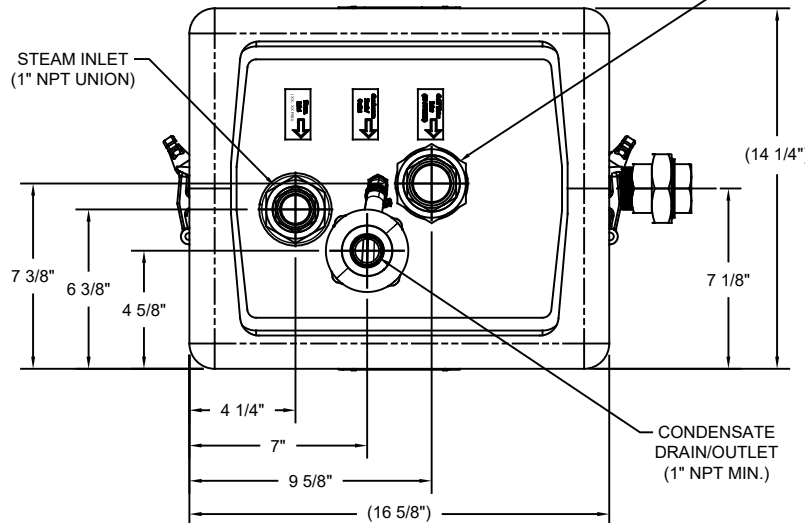
1. DIMENSIONAL TOLERANCES: $\pm 1/2"$.
2. RECOMMENDED WATER PRESSURE:
55 psi (3.79 bar) MIN.
90 psi (6.21 bar) MAX.
3. **MODEL 9400:**
RECOMMENDED SATURATED STEAM PRESSURE:
45 psi TO 60 psi (3.10 bar TO 4.14 bar)
MAXIMUM SATURATED STEAM TEMPERATURE:
350° F (177° C)
4. **MODEL 9400LPS:**
RECOMMENDED SATURATED STEAM PRESSURE:
15 psi TO 30 psi (1.03 bar TO 2.07 BAR)
MAXIMUM SATURATED STEAM PRESSURE:
274° F (134° C) @ 30 psi (2.07 bar)
250° F (121° C) @ 15 psi (1.03 bar)



MODEL 9400
SHOWN



TEMPERED WATER OUTLET
(1 1/4" NPT UNION)
3' MIN DISTANCE TO
SAFETY SHOWER



COLD WATER INLET
(1 1/4" NPT UNION)

DRAIN LINE WITH
AIR GAP FITTING
(1" NPT MIN.)

CONDENSATE
DRAIN/OUTLET
(1" NPT MIN.)



1455 KLEPPE LANE
SPARKS, NEVADA 89431
(775) 359-4712 FAX (775) 359-7424
E-MAIL: HAWS@HAWSCO.COM
WEBSITE: WWW.HAWSCO.COM

| | | | | |
|-----------------|--------------------------|---------------|----------------------------|----------------|
| ECN NO. 4930 | REVISED PER ECN: 5741 | BY: FV | MODEL(S) | PART NUMBER |
| DRAWN: VC | DATE: 10/01/14 | CHKD.: BJM | 9400/9400LPS | 0002080243.D |
| APPROVED: FV | DATE: 11/12/21 | SCALE: NA | DRAWING TYPE: INSTALLATION | REVISION 11 |
| | | | SIZE: A | SHEET 1 OF 1 |